

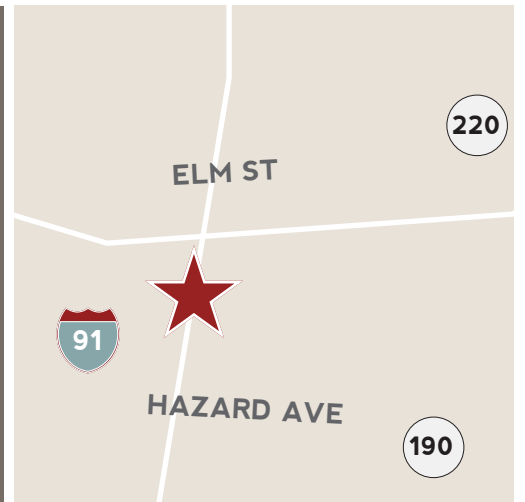
ENFIELD SQUARE

Enfield Square is a 787,000 sf regional shopping mall in Enfield, Connecticut. The center is anchored by Sears and Target and boasts over 40 specialty retailers and restaurants including Outback Steakhouse and Panera Bread.



THE PROJECT

- Enfield Square boasts over 40 specialty retail stores and nine sit-down restaurants including, Outback Steakhouse, Panera Bread, Ruby Tuesday, Friendly's, Figaro's, Wendy's, Pizza 314, Starbucks, and Subway.
- A spectacular 55,000 square foot Enfield Cinemas 12 is a popular destination for contemporary, family-friendly entertainment.
- Directly adjacent to Interstate 91 and one mile from the Massachusetts border.



90 Elm Street
Enfield, CT 06082

DEMOGRAPHICS

1 MILE

3 MILE

5 MILE

Population	6,724	37,171	83,291
Households	2,856	15,547	30,598
HH Income	\$67,701	\$87,625	\$104,635

Source: SitesUSA 2017 Estimates

LEASING

Onur Yucelt
215.399.5608
Onur.Yucelt@MadisonMarquette.com

ONLINE

shopenfieldmall.com





TARGET
126,000 SF

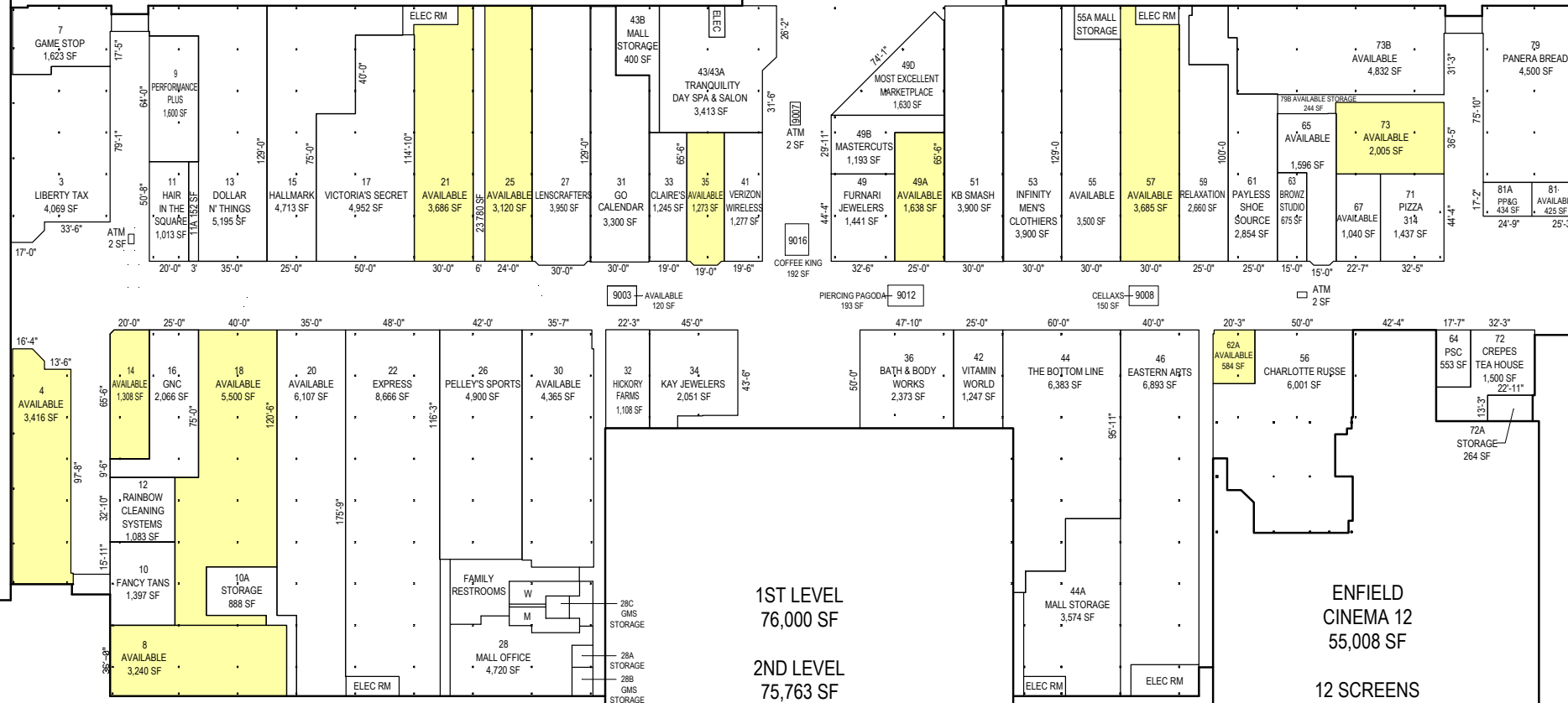
AREA SUMMARY (INLINE)

DEPT STORES	363,960 SF
SPECIALTY STORES	
RETAIL	48,962 SF
FASHION	26,373 SF
SERVICES	24,423 SF
FOOD	7,437 SF
AVAILABLE	50,320 SF
GLA	157,515 SF

AREA SUMMARY (OUT PARCELS)

FIGARO'S	6,819 SF
SUBWAY	1,500 SF
STARBUCKS	1,402 SF
WENDY'S	2,280 SF
FRIENDLY'S	4,875 SF
OUTBACK	6,136 SF
GLA	23,012 SF
TOTAL GLA	544,487 SF
PARKING	3,569 SPACES

2 LEVELS
161,720 SF



SEARS
97,478 SF
AUTO CENTER
10,474

1ST LEVEL
76,000 SF
2ND LEVEL
75,763 SF

ENFIELD
CINEMA 12
55,008 SF
12 SCREENS
2800 SEATS



Onur Yucelt
Madison Marquette
215-399-5608
Onur.Yucelt@madisonmarquette.com

ENFIELD
SQUARE
90 ELM STREET, ENFIELD, CONNECTICUT 06082

This plan is for the purpose of site location and general arrangement only, indicating relative store locations. It is not intended as an inducement or as representation that the identities of the occupants now or ever will be set forth herein. Landlord reserves the right to change the identities of the occupants, vary the uses, sizes, locations of buildings and add or eliminate buildings or improvements.

LEASE PLAN
11/01/16

AREA SUMMARY (INLINE)

DEPT STORES	363,960 SF
SPECIALTY STORES	
RETAIL	48,962 SF
FASHION	26,373 SF
SERVICES	24,423 SF
FOOD	7,437 SF
AVAILABLE	50,320 SF
<hr/>	
GLA	157,320 SF

AREA SUMMARY (OUT PARCELS)

FIGARO'S	6,819 SF
SUBWAY	1,500 SF
STARBUCKS	1,402 SF
WENDY'S	2,280 SF
FRIENDLY'S	4,875 SF
OUTBACK	6,136 SF
<hr/>	
GLA	23,012 SF

TOTAL GLA 544,487 SF

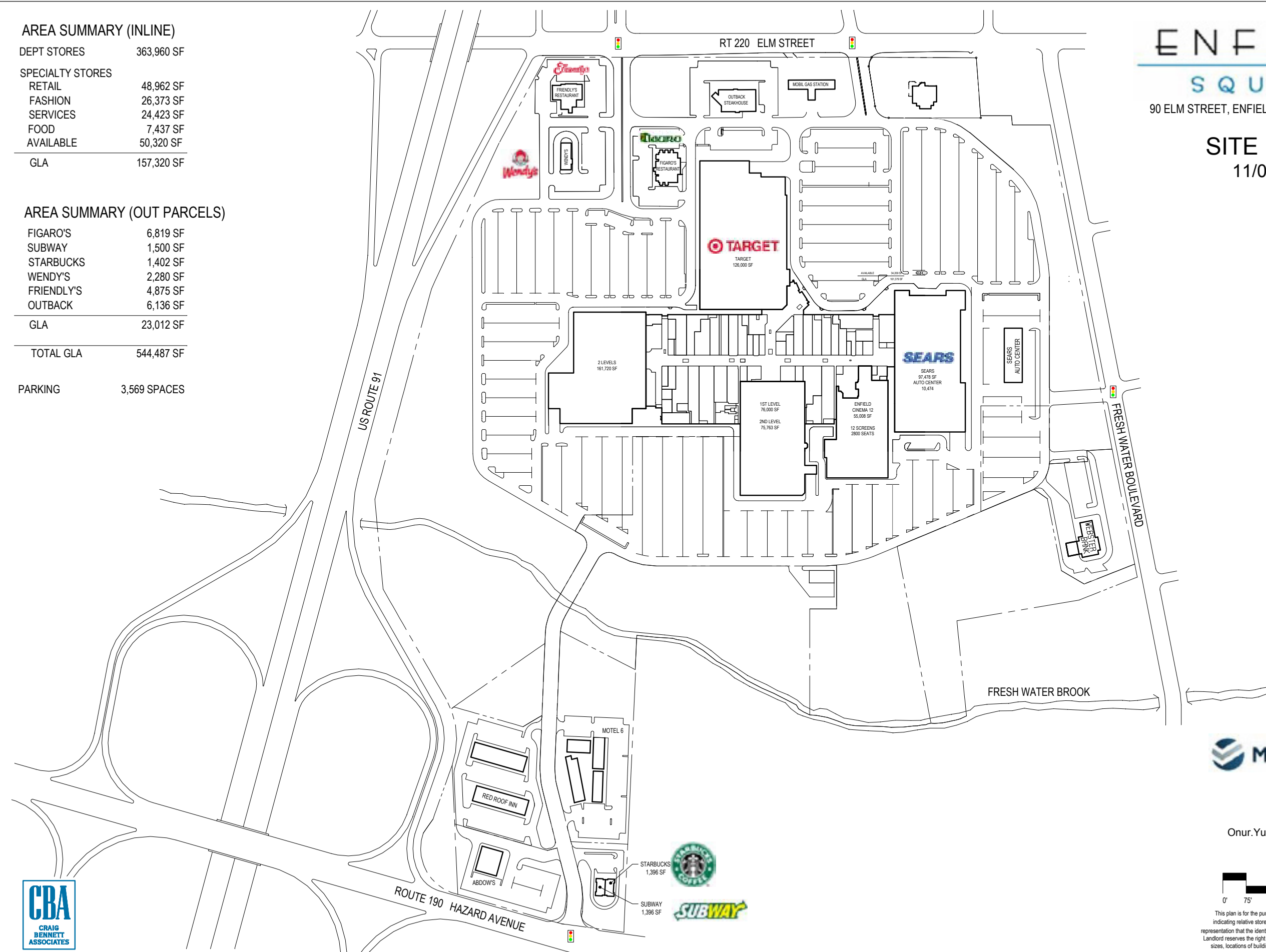
PARKING 3,569 SPACES

ENFIELD SQUARE

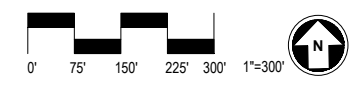
90 ELM STREET, ENFIELD, CONNECTICUT 06082

SITE PLAN

11/01/16

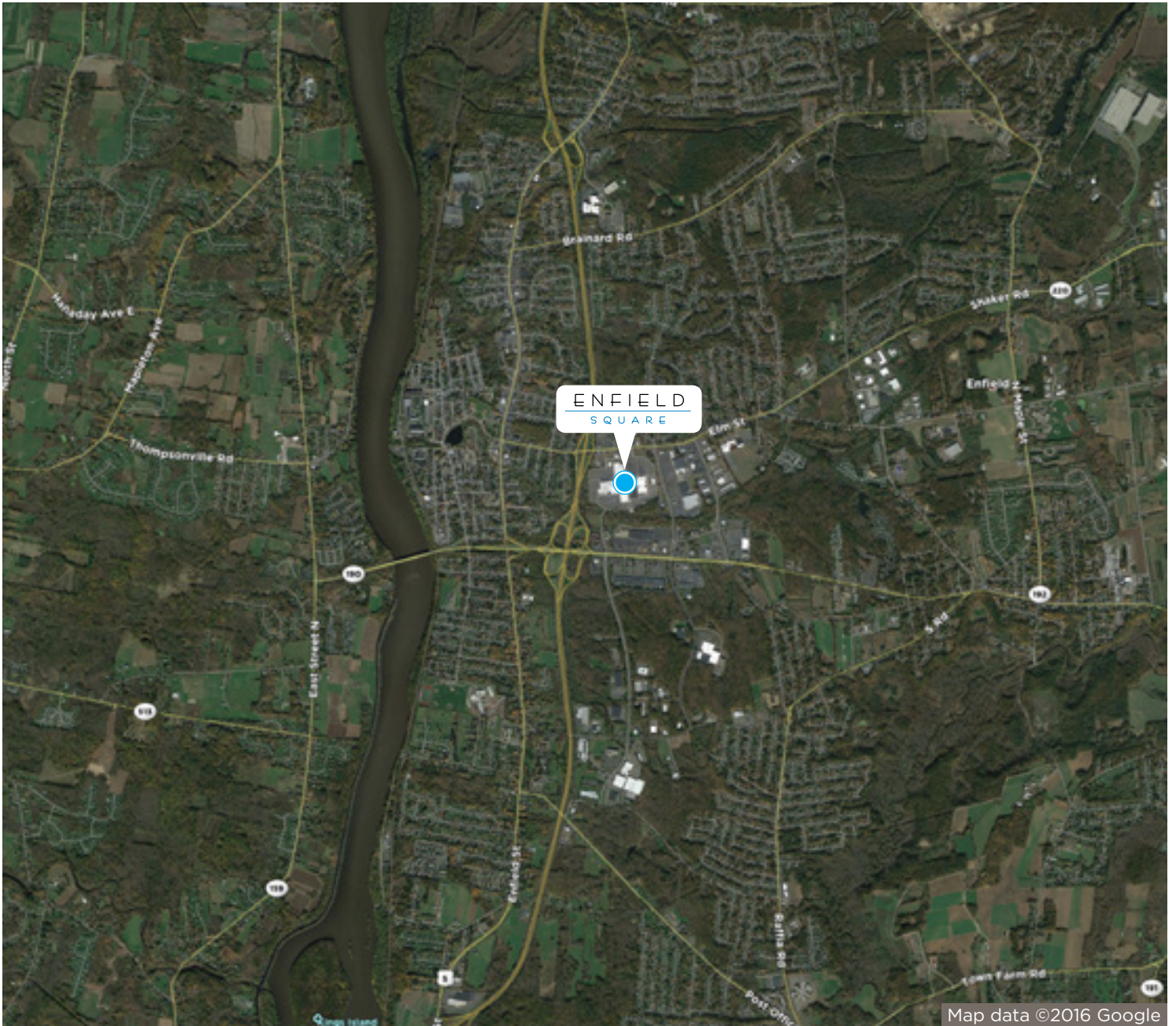


Onur Yucelt
 Madison Marquette
 215-399-5608
 Onur.Yucelt@madisonmarquette.com



This plan is for the purpose of site location and general arrangement only, indicating relative store locations. It is not intended as an inducement or as representation that the identities of the occupants now or ever will be set forth herein. Landlord reserves the right to change the identities of the occupants, vary the uses, sizes, locations of buildings and add or eliminate buildings or improvements.





Map data ©2016 Google



LEASING

Onur Yucelt • 215.399.5608 • Onur.Yucelt@MadisonMarquette.com

